


Ash Marblano® Porcelain




Tile Sizes



400x400x20mm



600x400x20mm



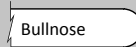
600x600x20mm

Coping Profiles



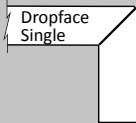
Square Edge

400x400x20mm
600x400x20mm
600x600x20mm



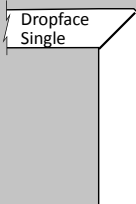
Bullnose

400x400x20mm
600x400x20mm
600x600x20mm



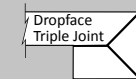
Dropface
Single

400x400x60/20mm
600x400x60/20mm
600x600x60/20mm



Dropface
Single

400x400x100/20mm
600x400x100/20mm
600x600x100/20mm



Dropface
Triple Joint

400x400x40/20mm
600x400x40/20mm

**Non stock item.*

Check production lead time, we make to order.

SCAN ME with free-to-download QR code reader app
For more information, go to www.pooltile.com.au



Ash Marblano® Porcelain

Description

Light silvery-grey in colour, reminiscent of smokey silk curtains swirling in a light breeze. For a smart, sophisticated and romantic look, pair Ash Marblano with an ice blue water and a white or grey waterline tile. Exhale gently.

Why choose Ash Marblano®?

Ash Marblano® porcelain tiles are hard, dense and durable, making them very resistant to staining. What's more, the colour variation in the tiles hides marks in between cleans. They are available in Grip finish. The Grip finish is rated P5 due to the non-slip finish on the tiles, making them ideal for use around swimming pools and outdoor areas. The surface finish is comfortable on the skin and gentle enough for swimming costumes. The tiles are accurately sized, cut well and are easy to lay. Ash Marblano® is ideal for projects requiring a classic, upmarket appearance.

Finish

Grip

Maintenance

Minimal maintenance is required. These tiles do not require sealing. Porcelain's dense surface absorbs very little moisture, so spills that might seep into another material and cause a stain, can be wiped up with a damp cloth or hosed off. Ash Marblano generally only needs to be swept and cleaned with water and a mild detergent regularly. It is the perfect material for those who want a quality natural stone look with little effort.

Porcelain tiles do not need sealing due to having little to no porosity. However, some people choose to seal their porcelain, as there is no doubt it makes cleaning easier. Sealing will especially assist with the cleaning of the grout. After sealing their porcelain, some customers have told us that they even vacuum their tiles!! Please ensure you use an appropriate 'porcelain specific' penetrating sealer. We recommend seeking assistance from John from Stone Clean and Seal for advice.

Slip Rating (Wet Pendulum)

This tile has a P5 slip rating in the (V) pendulum classification which is the highest wet pendulum rating available under the current standards. (For pool surrounds, a minimum of P4 is required.)



Brisbane HQ/Showroom: 7 Westringia Road, Brisbane Airport QLD 4008

P: (07) 3854 0462 | E: info@pooltile.com.au

Melbourne Showroom: 79 Bazalgette Crescent, Dandenong South VIC 3175

P: 03 9798 2631 | E: melbourneshowroom@pooltile.com.au