

Dark Grey Granite




Tile Sizes




400x400x20mm



600x400x20mm*




600x600x20mm*



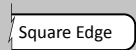
Cobbles
95x95x20mm

Coping Profiles



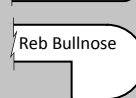
Bullnose

400x240x20mm
400x400x20mm
400x400x30mm*
600x400x20mm*



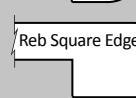
Square Edge

400x400x20mm



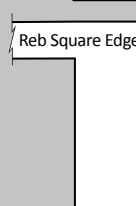
Reb Bullnose

400x400x40/20mm*



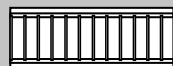
Reb Square Edge

400x400x40/20mm
600x400x40/20mm*



Reb Square Edge

400x400x100/20mm*



Grate

600x225x30mm



Dark Grey Granite

Description

A highly contemporary and desirable mid-grey stone. It's sassy, acts kind of shady- the rockstar of the natural stone world. For those who like a bit of attitude!

Why choose Dark Grey Granite?

Dark Grey Granite is a superb dense and durable stone. It is very slip resistant making it an excellent choice for when non-slip is a priority. Its cool tones offer a modern, urban look favoured by architects and designers. It is accurately sized, cuts well and is easy to lay. Remember dark colours retain more heat - so we would suggest not using this product in a continuous full sun position in the northern half of the country. There is minimal variation from tile to tile. The tiles contain a small amount of mica which sparkles in the sun. Some pieces of Dark Grey Granite may display minor white veining which adds visual interest.

Finish

Flamed

Maintenance

Minimal. Seal with penetrating sealer to make cleaning easier.

Slip Rating (Wet Pendulum)

This tile has a P5 slip rating in the (V) pendulum classification which is the highest wet pendulum rating available under the current standards. (For pool surrounds, a minimum of P4 is required.)



Brisbane HQ/Showroom: 7 Westringia Road, Brisbane Airport QLD 4008

P: (07) 3854 0462 | E: info@pooltile.com.au

Melbourne Showroom: 79 Bazalgette Crescent, Dandenong South VIC 3175

P: 03 9798 2631 | E: melbourneshowroom@pooltile.com.au