



Nero Porcellano® Porcelain



Tile Sizes

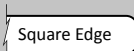


400x400x20mm



600x600x20mm

Coping Profiles

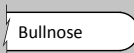


Square Edge

400x400x20mm

600x400x20mm

600x600x20mm

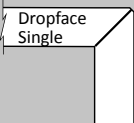


Bullnose

400x400x20mm

600x400x20mm

600x600x20mm

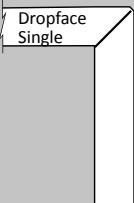


Dropface
Single

400x400x60/20mm

600x400x60/20mm

600x600x60/20mm



Dropface
Single

400x400x100/20mm

600x400x100/20mm

600x600x100/20mm

**Non stock item.*

Check production lead time, we make to order.



Nero Porcellano® Porcelain

Description

As black as a starless night. As black as coal. As black as our dearly departed Black Granite. Able to strike a stylish and powerful statement along any pool edge. Brooding and bold, dominant and dynamic. All hail Nero's potency!!

Why choose Nero Porcellano®?

Nero Porcellano® tiles are hard, dense and durable, making them very resistant to staining. The non-slip surface finish on the tiles makes them ideal for use around swimming pools. The tiles are accurately sized, they cut well and are easy to lay. Nero Porcellano® is ideal for projects requiring a contemporary look with minimal colour variation. Nero Porcellano® is hotter underfoot compared to lighter coloured tiles. This product is best suited for use in shaded areas.

Finish

Grip

Maintenance

Minimal maintenance is required. Porcelain's dense surface absorbs very little moisture, so spills that might seep into another material and cause a stain can easily be wiped up with a damp cloth. Nero Porcellano® generally only needs to be swept and cleaned with water or a mild detergent regularly. It is the perfect material for those who want good looks with very little effort.

Porcelain tiles do not need sealing due to having little to no porosity. However, some people choose to seal their porcelain, as there is no doubt it makes cleaning easier. Sealing will especially assist with the cleaning of the grout. After sealing their porcelain, some customers have told us that they even vacuum their tiles!! Please ensure you use an appropriate 'porcelain specific' penetrating sealer. We recommend seeking assistance from John from Stone Clean and Seal for advice.

Slip Rating (Wet Pendulum)

This tile has a P5 slip rating in the (V) pendulum classification which is the highest wet pendulum rating available under the current standards. (For pool surrounds, a minimum of P4 is required.)



Brisbane HQ/Showroom: 7 Westringia Road, Brisbane Airport QLD 4008

P: (07) 3854 0462 | E: info@pooltile.com.au

Melbourne Showroom: 79 Bazalgette Crescent, Dandenong South VIC 3175

P: 03 9798 2631 | E: melbourneshowroom@pooltile.com.au