

Mercury Porcelain




Tile Sizes



400x400x20mm

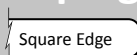


600x400x20mm



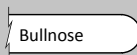
600x600x20mm

Coping Profiles



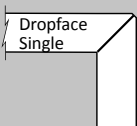
Square Edge

400x400x20mm*
600x400x20mm*
600x600x20mm*
600x400x20mm*#



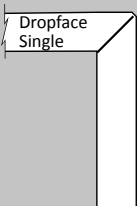
Bullnose

400x400x20mm*
600x400x20mm*
600x600x20mm*
600x400x20mm*#



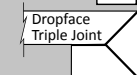
Dropface
Single

400x400x60/20mm*
600x400x60/20mm*
600x600x60/20mm*
600x400x60/20mm*#



Dropface
Single

400x400x100/20mm*
600x400x100/20mm*
600x600x100/20mm*
600x400x100/20mm*#



Dropface
Triple Joint

400x400x40/20mm*
600x400x40/20mm*



Mercury Porcelain

Description

Mercury Porcelain, mottled and earthy grey in colour, able to blend with either warm or cool tones provides an option for those who seek a concrete-look around their pool and surrounds. A minimalist, modern looking pool edge has long been a sort after aesthetic and Mercury Porcelain delivers a similar feel and look to concrete, without the need for sealing.

Why choose Mercury Porcelain?

Mercury porcelain tiles are hard, dense and durable, making them very resistant to staining. The 'Grip' finish is rated P5 due to the non-slip finish on the tiles, making them ideal for use around swimming pools and outdoor areas. The surface finish is comfortable on the skin and gentle enough for swimming costumes. The tiles are accurately sized, cut well and are easy to lay. Mercury Porcelain provides a modern, minimalist look without compromising practicality and the enduring beauty of your pool edge.

Finish

Grip

Maintenance

Minimal maintenance is required and these tiles do not require sealing. Porcelain's dense surface absorbs very little moisture, so spills that might seep into another material and cause a stain, can easily be wiped up with a damp cloth or hosed off. Mercury Porcelain generally only needs to be swept and regularly cleaned with water and a mild detergent. [Click here to learn more about how to care for your porcelain tiles.](#)

Porcelain tiles do not need sealing due to having little to no porosity. However, some people choose to seal their porcelain, as there is no doubt it makes cleaning easier. Sealing will especially assist with the cleaning of the grout. After sealing their porcelain, some customers have told us that they even vacuum their tiles!! Please ensure you use an appropriate 'porcelain specific' penetrating sealer. We recommend seeking assistance from John from Stone Clean and Seal for advice.

Slip Rating (Wet Pendulum)

This tile has a P5 slip rating in the (V) pendulum classification which is the highest wet pendulum rating available under the current standards. (For pool surrounds, a minimum of P4 is required.)



**The
Pool Tile
Company**

pooltile.com.au

Brisbane Showroom
7 Westringia Road,
Brisbane Airport QLD 4008
P: (07) 3854 0462
E: info@pooltile.com.au

Sydney Showroom
5/145 Arthur St, ,
Homebush West, NSW, 2140
P: (02) 9145 6966
E: sydneyshowroom@pooltile.com.au

Melbourne Showroom
79 Bazalgette Crescent,
Dandenong South VIC 3175
P: (03) 9798 2631
E: melbourneshowroom@pooltile.com.au